


**STATEMENT OF APPROVED BUDGET, UTILIZATIONS, DISBURSEMENTS AND BALANCES**  
**(For Off-Budgetary Funds)**  
**As at the Quarter Ending December 31, 2021**


Department : State Universities and Colleges (SUCs)  
 Agency/Entity : Cagayan State University  
 Operating Unit : < not applicable >  
 Organization Code (UACS) : 08 022 0000000  
 Fund Cluster : 05 Internally Generated Funds  
 (e.g. UACS Fund Cluster: 05-Internally Generated Funds and 06-Business Related Funds)


Particulars	UACS CODE	Approved Budget			Utilizations					Disbursements				Balances			
		Approved Budgeted Revenue	Adjustments (Reductions, Modifications/)	Adjusted Budgeted Revenue	1st Quarter Ending March 31	2nd Quarter Ending June 30	3rd Quarter Ending Sept. 30	4th Quarter Ending Dec. 31	Total	1st Quarter Ending March 31	2nd Quarter Ending June 30	3rd Quarter Ending Sept. 30	4th Quarter Ending Dec. 31	TOTAL	Unutilized Budget	Unpaid Obligations	
																Due and Demandable	Not Yet Due and Demandable
1	2	3	4	5=[(3+(-)4)]	6	7	8	9	10=(6+7+8+9)	11	12	13	14	15=(11+12+13+14)	16=(5-10)	17	18
General Administration and Support	1000000000000000	97,248,345.76	(175,928.54)	97,072,417.22	6,451,923.98	6,734,863.91	8,490,390.22	58,377,612.60	80,054,790.71	6,178,406.30	6,368,768.50	8,290,212.89	55,049,831.37	75,887,219.06	17,017,626.51	1,849,532.00	2,318,039.65
General Management and Supervision	100000100001000	97,248,345.76	(175,928.54)	97,072,417.22	6,451,923.98	6,734,863.91	8,490,390.22	58,377,612.60	80,054,790.71	6,178,406.30	6,368,768.50	8,290,212.89	55,049,831.37	75,887,219.06	17,017,626.51	1,849,532.00	2,318,039.65
MOOE		79,592,799.64	(159,428.54)	79,433,371.10	5,725,523.98	6,700,363.91	8,007,417.22	56,393,476.60	76,826,781.71	5,512,406.30	6,273,868.50	8,089,322.89	54,405,672.37	74,281,270.06	2,606,589.39	1,849,532.00	695,979.65
CO		17,655,546.12	(16,500.00)	17,639,046.12	726,400.00	34,500.00	482,973.00	1,984,136.00	3,228,009.00	666,000.00	94,900.00	200,890.00	644,159.00	1,605,949.00	14,411,037.12	0.00	1,622,060.00
Sub-Total, General Administration and Support		97,248,345.76	(175,928.54)	97,072,417.22	6,451,923.98	6,734,863.91	8,490,390.22	58,377,612.60	80,054,790.71	6,178,406.30	6,368,768.50	8,290,212.89	55,049,831.37	75,887,219.06	17,017,626.51	1,849,532.00	2,318,039.65
PS		0.00	0.00	0.00	0.00	0.00	0.00	0.00	0.00	0.00	0.00	0.00	0.00	0.00	0.00	0.00	0.00
MOOE		79,592,799.64	(159,428.54)	79,433,371.10	5,725,523.98	6,700,363.91	8,007,417.22	56,393,476.60	76,826,781.71	5,512,406.30	6,273,868.50	8,089,322.89	54,405,672.37	74,281,270.06	2,606,589.39	1,849,532.00	695,979.65
FinEx (if Applicable)		0.00	0.00	0.00	0.00	0.00	0.00	0.00	0.00	0.00	0.00	0.00	0.00	0.00	0.00	0.00	0.00
CO		17,655,546.12	(16,500.00)	17,639,046.12	726,400.00	34,500.00	482,973.00	1,984,136.00	3,228,009.00	666,000.00	94,900.00	200,890.00	644,159.00	1,605,949.00	14,411,037.12	0.00	1,622,060.00
Support to Operations	2000000000000000	4,417,253.37	24,773.00	4,442,026.37	435,226.80	459,514.11	494,197.40	2,580,606.84	3,969,545.15	435,226.80	458,576.61	495,134.90	2,512,465.84	3,901,404.15	472,481.22	68,141.00	0.00
Auxiliary Services	200000100001000	4,417,253.37	24,773.00	4,442,026.37	435,226.80	459,514.11	494,197.40	2,580,606.84	3,969,545.15	435,226.80	458,576.61	495,134.90	2,512,465.84	3,901,404.15	472,481.22	68,141.00	0.00
MOOE		4,047,256.87	8,273.00	4,055,529.87	435,226.80	442,014.11	477,697.40	2,580,606.84	3,935,545.15	435,226.80	442,014.11	477,697.40	2,512,465.84	3,867,404.15	119,984.72	68,141.00	0.00
CO		369,996.50	16,500.00	386,496.50	0.00	17,500.00	16,500.00	0.00	34,000.00	0.00	16,562.50	17,437.50	0.00	34,000.00	352,496.50	0.00	0.00
Sub-Total, Support to Operations		4,417,253.37	24,773.00	4,442,026.37	435,226.80	459,514.11	494,197.40	2,580,606.84	3,969,545.15	435,226.80	458,576.61	495,134.90	2,512,465.84	3,901,404.15	472,481.22	68,141.00	0.00
PS		0.00	0.00	0.00	0.00	0.00	0.00	0.00	0.00	0.00	0.00	0.00	0.00	0.00	0.00	0.00	0.00
MOOE		4,047,256.87	8,273.00	4,055,529.87	435,226.80	442,014.11	477,697.40	2,580,606.84	3,935,545.15	435,226.80	442,014.11	477,697.40	2,512,465.84	3,867,404.15	119,984.72	68,141.00	0.00
FinEx (if Applicable)		0.00	0.00	0.00	0.00	0.00	0.00	0.00	0.00	0.00	0.00	0.00	0.00	0.00	0.00	0.00	0.00
CO		369,996.50	16,500.00	386,496.50	0.00	17,500.00	16,500.00	0.00	34,000.00	0.00	16,562.50	17,437.50	0.00	34,000.00	352,496.50	0.00	0.00
Operations	3000000000000000	105,669,568.88	151,155.54	105,820,724.42	4,943,874.27	12,225,629.96	9,572,964.58	46,863,774.62	73,606,243.43	3,947,667.01	11,456,128.60	8,199,136.76	41,682,700.04	65,285,632.41	32,214,480.99	3,974,808.24	4,345,802.78
OO : Relevant and quality tertiary education ensured to achieve inclusive growth and access of poor but deserving students to quality tertiary education increased	3100000000000000	95,134,272.81	(890,239.31)	94,244,033.50	4,529,377.43	10,948,575.39	7,198,922.65	42,280,695.23	64,957,570.70	3,547,881.97	10,183,877.03	5,987,907.50	37,539,492.90	57,259,159.40	29,286,462.80	3,470,608.52	4,227,802.78
HIGHER EDUCATION PROGRAM	3101000000000000	95,134,272.81	(890,239.31)	94,244,033.50	4,529,377.43	10,948,575.39	7,198,922.65	42,280,695.23	64,957,570.70	3,547,881.97	10,183,877.03	5,987,907.50	37,539,492.90	57,259,159.40	29,286,462.80	3,470,608.52	4,227,802.78
Provision of Higher Education Services	310100100002000	95,134,272.81	(890,239.31)	94,244,033.50	4,529,377.43	10,948,575.39	7,198,922.65	42,280,695.23	64,957,570.70	3,547,881.97	10,183,877.03	5,987,907.50	37,539,492.90	57,259,159.40	29,286,462.80	3,470,608.52	4,227,802.78
MOOE		82,970,376.14	(906,512.31)	82,063,863.83	4,392,818.43	10,262,082.05	6,652,232.65	38,835,737.48	60,142,870.61	3,429,222.97	9,949,833.69	5,042,709.13	36,895,071.52	55,316,837.31	21,920,993.22	3,470,608.52	1,355,424.78
CO		12,163,896.67	16,273.00	12,180,169.67	136,559.00	686,493.34	546,690.00	3,444,957.75	4,814,700.09	118,659.00	234,043.34	945,198.37	644,421.38	1,942,322.09	7,365,469.58	0.00	2,872,378.00
OO : Higher education research improved to promote economic productivity and innovation	3200000000000000	9,154,104.54	1,051,394.85	10,205,499.39	409,496.84	1,207,664.57	2,341,971.93	3,687,252.74	7,646,386.08	394,785.04	1,207,661.57	2,179,159.26	3,487,617.99	7,269,223.86	2,559,113.31	377,162.22	0.00
ADVANCED EDUCATION PROGRAM	3201000000000000	4,461,496.00	993,476.00	5,454,972.00	250,000.00	841,201.17	1,841,421.00	1,648,725.20	4,581,347.37	251,808.40	841,201.17	1,735,542.60	1,669,324.20	4,497,876.37	873,624.63	83,471.00	0.00


Department : State Universities and Colleges (SUCs)  
 Agency/Entity : Cagayan State University  
 Operating Unit : < not applicable >  
 Organization Code (UACS) : 08 022 0000000  
 Fund Cluster : 05 Internally Generated Funds  
 (e.g. UACS Fund Cluster: 05-Internally Generated Funds and 06-Business Related Funds)

Particulars	UACS CODE	Approved Budget			Utilizations					Disbursements					Balances		
		Approved Budgeted Revenue	Adjustments (Reductions, Modifications/)	Adjusted Budgeted Revenue	1st Quarter Ending March 31	2nd Quarter Ending June 30	3rd Quarter Ending Sept. 30	4th Quarter Ending Dec. 31	Total	1st Quarter Ending March 31	2nd Quarter Ending June 30	3rd Quarter Ending Sept. 30	4th Quarter Ending Dec. 31	TOTAL	Unutilized Budget	Unpaid Obligations	
																Due and Demandable	Not Yet Due and Demandable
1	2	3	4	5=[(3+(-)4)]	6	7	8	9	10=(6+7+8+9)	11	12	13	14	15=(11+12+13+14)	16=(5-10)	17	18
Provision of Advanced Education Services	320100100001000	4,461,496.00	993,476.00	5,454,972.00	250,000.00	841,201.17	1,841,421.00	1,648,725.20	4,581,347.37	251,808.40	841,201.17	1,735,542.60	1,669,324.20	4,497,876.37	873,624.63	83,471.00	0.00
MOOE		4,443,196.00	993,476.00	5,436,672.00	250,000.00	841,201.17	1,841,421.00	1,648,725.20	4,581,347.37	251,808.40	841,201.17	1,735,542.60	1,669,324.20	4,497,876.37	855,324.63	83,471.00	0.00
CO		18,300.00	0.00	18,300.00	0.00	0.00	0.00	0.00	0.00	0.00	0.00	0.00	0.00	0.00	18,300.00	0.00	0.00
RESEARCH PROGRAM	320200000000000	4,692,608.54	57,918.85	4,750,527.39	159,496.84	366,463.40	500,550.93	2,038,527.54	3,065,038.71	142,976.64	366,460.40	443,616.66	1,818,293.79	2,771,347.49	1,685,488.68	293,691.22	0.00
Conduct of Research Services	320200100001000	4,692,608.54	57,918.85	4,750,527.39	159,496.84	366,463.40	500,550.93	2,038,527.54	3,065,038.71	142,976.64	366,460.40	443,616.66	1,818,293.79	2,771,347.49	1,685,488.68	293,691.22	0.00
MOOE		3,371,521.90	57,918.85	3,429,440.75	159,496.84	366,463.40	500,550.93	2,038,527.54	3,065,038.71	142,976.64	366,460.40	443,616.66	1,818,293.79	2,771,347.49	364,402.04	293,691.22	0.00
CO		1,321,086.64	0.00	1,321,086.64	0.00	0.00	0.00	0.00	0.00	0.00	0.00	0.00	0.00	0.00	1,321,086.64	0.00	0.00
OO : Community engagement increased	330000000000000	1,381,191.53	(10,000.00)	1,371,191.53	5,000.00	69,390.00	32,070.00	895,826.65	1,002,286.65	5,000.00	64,590.00	32,070.00	655,589.15	757,249.15	368,904.88	127,037.50	118,000.00
TECHNICAL ADVISORY EXTENSION PROGRAM	330100000000000	1,381,191.53	(10,000.00)	1,371,191.53	5,000.00	69,390.00	32,070.00	895,826.65	1,002,286.65	5,000.00	64,590.00	32,070.00	655,589.15	757,249.15	368,904.88	127,037.50	118,000.00
Provision of Extension Services	330100100001000	1,381,191.53	(10,000.00)	1,371,191.53	5,000.00	69,390.00	32,070.00	895,826.65	1,002,286.65	5,000.00	64,590.00	32,070.00	655,589.15	757,249.15	368,904.88	127,037.50	118,000.00
MOOE		1,008,191.53	(10,000.00)	998,191.53	5,000.00	69,390.00	32,070.00	672,826.65	779,286.65	5,000.00	64,590.00	32,070.00	550,589.15	652,249.15	218,904.88	127,037.50	0.00
CO		373,000.00	0.00	373,000.00	0.00	0.00	0.00	223,000.00	223,000.00	0.00	0.00	0.00	105,000.00	105,000.00	150,000.00	0.00	118,000.00
Sub-Total, Operations		105,669,568.88	151,155.54	105,820,724.42	4,943,874.27	12,225,629.96	9,572,964.58	46,863,774.62	73,606,243.43	3,947,667.01	11,456,128.60	8,199,136.76	41,682,700.04	65,285,632.41	32,214,480.99	3,974,808.24	4,345,802.78
PS		0.00	0.00	0.00	0.00	0.00	0.00	0.00	0.00	0.00	0.00	0.00	0.00	0.00	0.00	0.00	0.00
MOOE		91,793,285.57	134,882.54	91,928,168.11	4,807,315.27	11,539,136.62	9,026,274.58	43,195,816.87	68,568,543.34	3,829,008.01	11,222,085.26	7,253,938.39	40,933,278.66	63,238,310.32	23,359,624.77	3,974,808.24	1,355,424.78
FinEx (if Applicable)		0.00	0.00	0.00	0.00	0.00	0.00	0.00	0.00	0.00	0.00	0.00	0.00	0.00	0.00	0.00	0.00
CO		13,876,283.31	16,273.00	13,892,556.31	136,559.00	686,493.34	546,690.00	3,667,957.75	5,037,700.09	118,659.00	234,043.34	945,198.37	749,421.38	2,047,322.09	8,854,856.22	0.00	2,990,378.00
GRAND TOTAL		207,335,168.01	0.00	207,335,168.01	11,831,025.05	19,420,007.98	18,557,552.20	107,821,994.06	157,630,579.29	10,561,300.11	18,283,473.71	16,984,484.55	99,244,997.25	145,074,255.62	49,704,588.72	5,892,481.24	6,663,842.43
PS		0.00	0.00	0.00	0.00	0.00	0.00	0.00	0.00	0.00	0.00	0.00	0.00	0.00	0.00	0.00	0.00
MOOE		175,433,342.08	(16,273.00)	175,417,069.08	10,968,066.05	18,681,514.64	17,511,389.20	102,169,900.31	149,330,870.20	9,776,641.11	17,937,967.87	15,820,958.68	97,851,416.87	141,386,984.53	26,086,198.88	5,892,481.24	2,051,404.43
FinEx (if Applicable)		0.00	0.00	0.00	0.00	0.00	0.00	0.00	0.00	0.00	0.00	0.00	0.00	0.00	0.00	0.00	0.00
CO		31,901,825.93	16,273.00	31,918,098.93	862,959.00	738,493.34	1,046,163.00	5,652,093.75	8,299,709.09	784,659.00	345,505.84	1,163,525.87	1,393,580.38	3,687,271.09	23,618,389.84	0.00	4,612,438.00

Certified Correct:  
  
 OLIVIA C. LASAM  
 SAO - UBO  
 Date: January 30, 2021

Certified Correct:  
  
 MARIA REMEDIOS E. TANGONAN  
 University Accountant  
 Date: January 30, 2021

Recommending Approval By:  
  
 EMERITA P. GERON  
 Chief, Finance Division  
 Date: January 30, 2021

Approved By:  
  
 URDUJAH G. ALVARADO  
 University President  
 Date: January 30, 2021